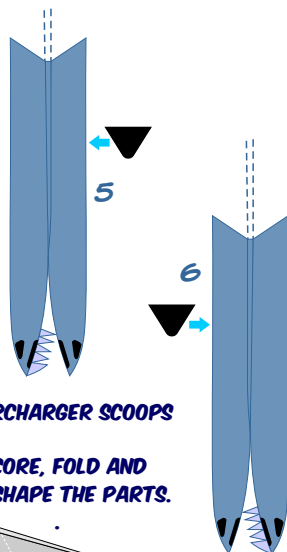


# CHALLENGER I

FIRST WHEEL DRIVEN LSR CAR TO BREAK 400MPH

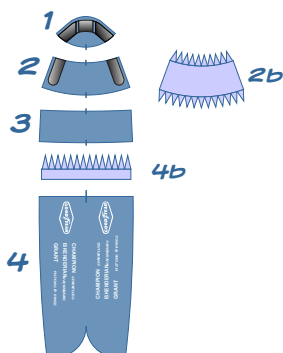
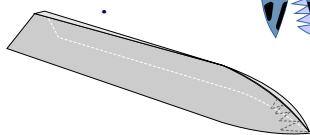


7



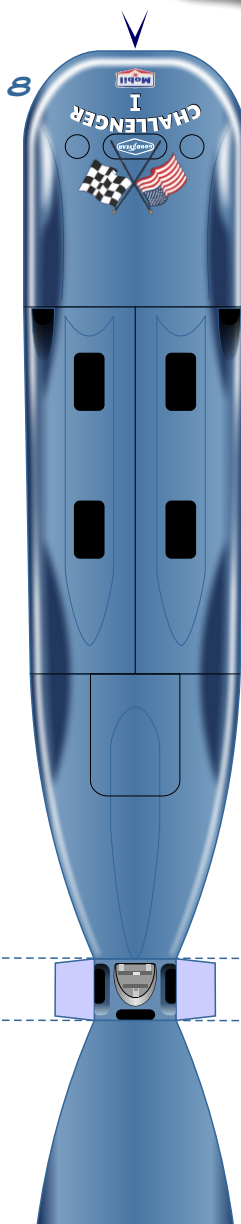
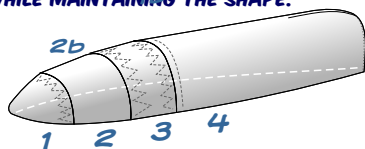
**SUPERCHARGER SCOOPS**

-SCORE, FOLD AND  
PRE-SHAPE THE PARTS.

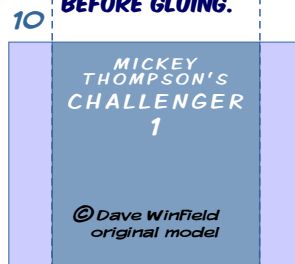


**COCKPIT/TAIL FIN ASSEMBLY**

-PRE-SHAPE ALL THE PARTS.  
-GLUE TABBED PARTS IN PLACE  
-CONNECT EACH SECTION  
WHILE MAINTAINING THE SHAPE.



-SCORE ALL FOLD LINES  
BEFORE CUTTING OUT THE PARTS.  
-SCORE ALL THE GLUE TABS  
-FOLD AND TEST FIT THE PARTS  
BEFORE GLUING.



## BUILD TIPS:

PRE-SHAPE PART 7  
TO MATCH PART 8

FIRST, ATTACH PART 7  
AT THE FRONT/CENTER  
OF PART 8

GLUE AND ATTACH  
SMALL SECTIONS OF PART 7,  
WORKING YOUR WAY  
DOWN EACH SIDE  
TO THE TAIL

## LAST:

-FOLD UNDER AND GLUE  
THE TAIL SECTION,  
-SHAPE AND ATTACH PART 9  
-FOLD AND FIT PART 10

